

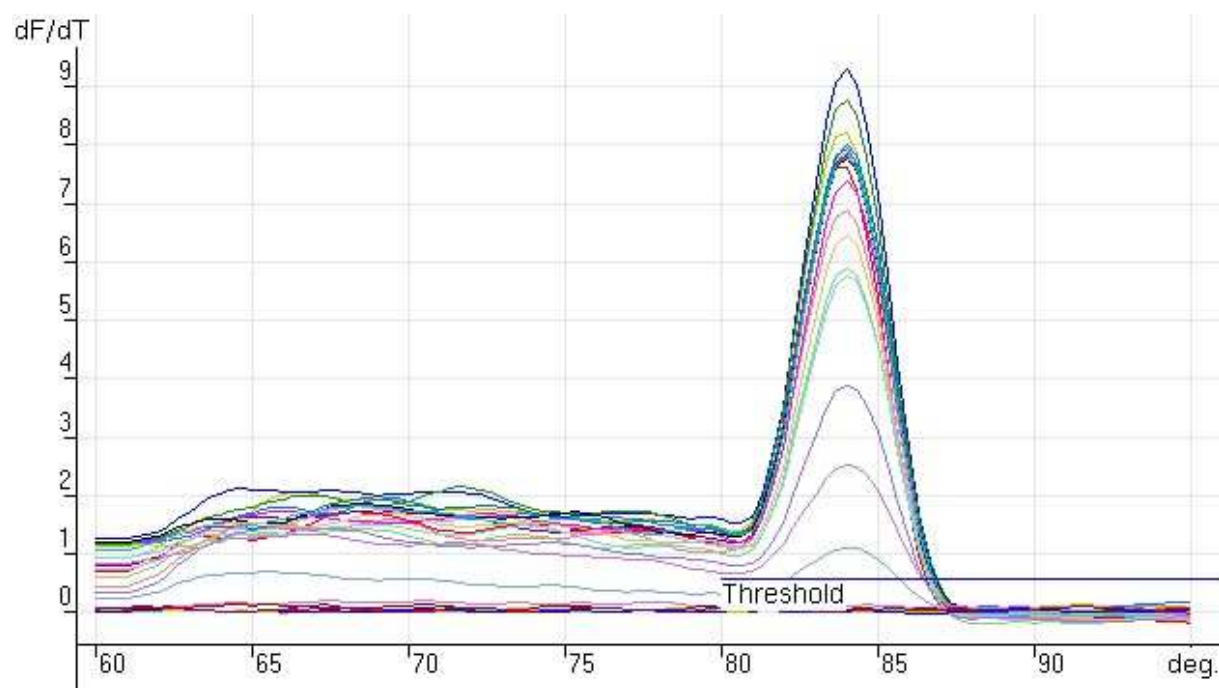
Příloha č. 18 – Real-Time RT-PCR kvantifikace mRNA pro prasečí Sak, první sada vzorků, melt

























Melt Report

Experiment Information

Experiment Name	Sak stdcurve ver52004-08-18 (1)
Experiment Start	18.8.2004 9:07:10
Experiment Finish	18.8.2004 11:35:37
Operator	
Notes	
Run On Software Version	Rotor-Gene 6.0.7
Gain FAM/Sybr	10
Gain JOE	5
Digital Filter	Light
Threshold	0,56653
Temp. Threshold	80o
Experiment Signature	No Experiment Signature found. Experiment file contents not guaranteed.

Melt data for Melt A.FAM/Sybr



No.	Colour	Name	Type	Peaks
1		1	Standard	83,9
2		1	Standard	83,9
3		1	Standard	84,1
4		1/10	Standard	84,1
5		1/10	Standard	84,1
6		1/10	Standard	84,1
7		1/100	Standard	84,1
8		1/100	Standard	84,1
9		1/100	Standard	84,1
10		1/1000	Standard	84,1
11		1/1000	Standard	84,1
12		1/1000	Standard	84,1
13		1/10000	Standard	84,1
14		1/10000	Standard	84,1
15		1/10000	Standard	84,1
16		1/100000	Standard	84,1
17		1/100000	Standard	84,1
18		1/100000	Standard	84,1
19		control	NTC	
20		control	NTC	
33			None	
34			None	
35			None	
36			None	

This report generated by Rotor-Gene Real-Time Analysis Software
(C)Corbett Research 2000
(R)All Rights Reserved