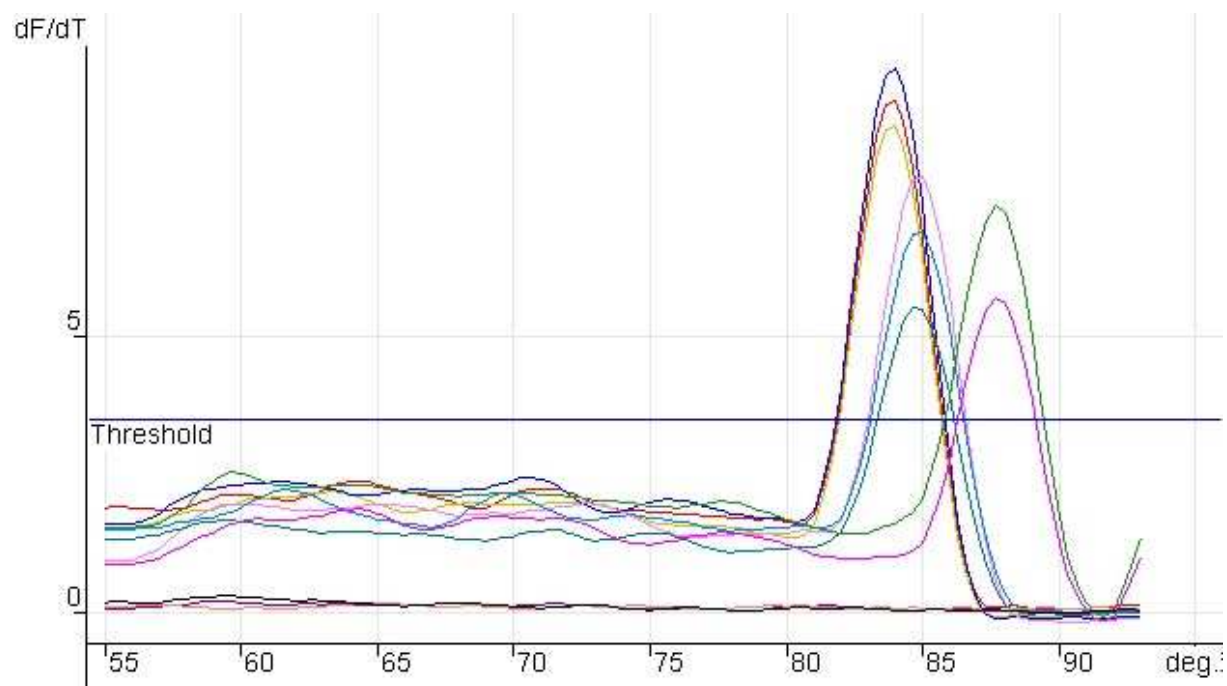













Melt Report

Experiment Information

Experiment Name	Sak 2004-08-16 (1)
Experiment Start	16.8.2004 14:19:59
Experiment Finish	16.8.2004 16:32:08
Operator	
Notes	
Run On Software Version	Rotor-Gene 6.0.7
Gain FAM/Sybr	10
Gain JOE	5
Digital Filter	Light
Threshold	3,46584
Temp. Threshold	0o
Experiment Signature	No Experiment Signature found. Experiment file contents not guaranteed.

Melt data for Melt A.FAM/Sybr



No.	Colour	Name	Type	Peaks
1		Sak RT1 1:10	Sample	84,1
2		Sak RT1 1:100	Sample	84,1
3		Sak RT1 oocyty	Sample	84,1
4		Kontrola	NTC	
5		Sak RT2 1:10	Sample	85,1
6		Sak RT2 1:100	Sample	85,1
7		Sak RT2 oocyty	Sample	84,9
8		Kontrola	NTC	
9		Globin 1: 10	Sample	87,8
10		Globin 1:100	Sample	87,9
11		Kontrola	NTC	

This report generated by Rotor-Gene Real-Time Analysis Software
(C)Corbett Research 2000
(R)All Rights Reserved